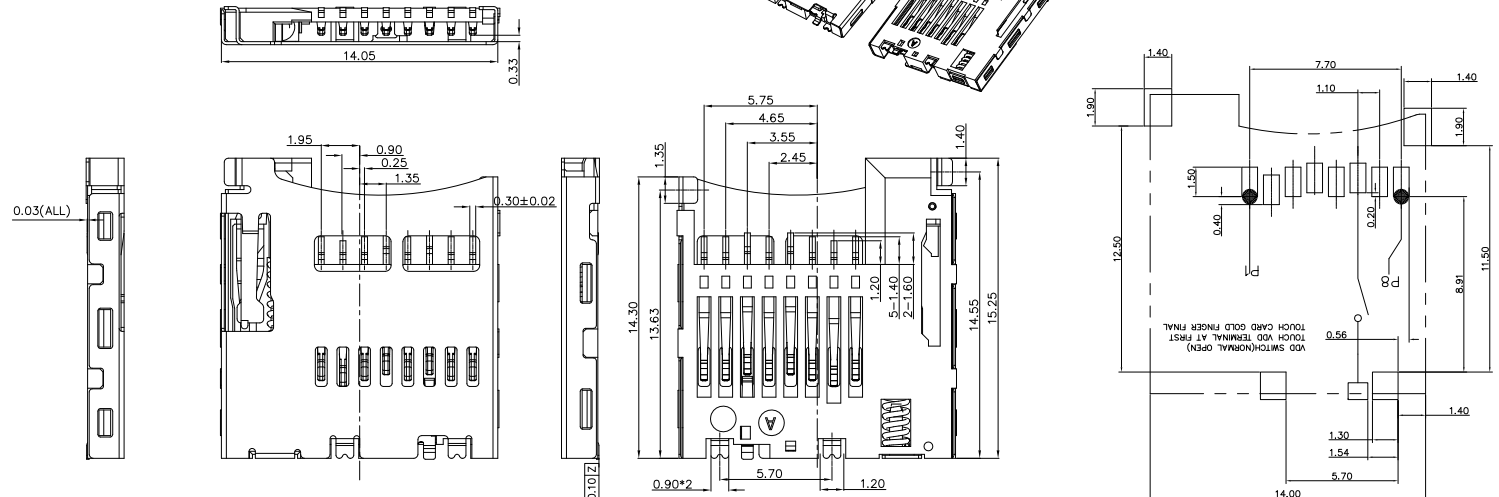




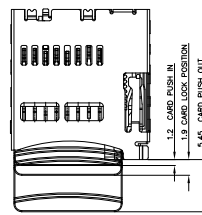
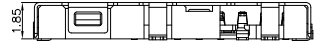
Pin No.	MICRO SD	
PIN1	DAT2	1P
PIN2	CD/DAT3	2P
PIN3	CMD	3P
PIN4	VDD	4P
PIN5	CLK	5P
PIN6	VSS	6P
PIN7	DAT0	7P
PIN8	DAT1	8P
PIN9	CARD DETECT	
PIN10		

**SPECIFICATION:**

1. Electrical characteristics
  - 1.1 Contact current rating: 0.5A Max.
  - 1.2 Contact resistance: 100 milli-Ohm Max.
  - 1.3 Insulation resistance: 250V DC or 300V AC for no less than 1 minute
2. Mechanical characteristics
  - 2.1 Mating durability: 10000 cycles.
  - 2.2 Insertion force: 2.0Kgf Max.
  - 2.3 Extraction force: 0.5Kgf Min.
3. Environmental characteristics
  - 3.1 Operation temperature range: -25°C to +85°C



RECOMMEND PCB LAYOUT  
GENERAL TOLERANCE ±0.05



<b>Title</b>	MICRO SD PUSH PUSH TYPE 1.85H			
<b>Tolerances</b>	<i>Drawer</i>	Naomi	<b>Part No:</b>	
<i>Linear</i>	<i>Checked</i>	Summer	WCT-MR03-AP401-42	
X ±0.50	<i>Approved</i>	Macus	<b>Cus. Part No:</b>	
.X ±0.30		<i>Date</i>		2016.04.15
.XX ±0.25		<i>Angles</i>		<i>Projection</i>
± 3°		A	<b>Size</b>	
			A4	
			<b>Units</b>	
			mm	
			<b>Scale</b>	
			1:1	
			<b>Sheet</b>	
			1/1	